




INDUSTRIAL TRAINING INSTITUTE / CENTRE

MONTHLY PROGRESS COLOUR CODE CHART

TRADE :-		UNIT:-						SESSION 20 -20							
S. NO.	NAME OF STUDENT	AUG.	SEP.	OCT.	NOV.	DEC.	JAN.	FEB.	MAR.	APRIL	MAY	JUNE	JULY		
1															
2															
3															
4															
5															
6															
7															
8															
9															
10															
11															
12															
13															
14															
15															
16															
17															
18															
19															
20															
21															
	PROGRESS	50% ; k 50 l s de							PROGRESS	60 % l 80 % rd					
	PROGRESS	50% l 60% rd							PROGRESS	80% ; k bl l svf/kd					